




SIZE CHART

Please note. This chart relates to approximate body measurements for each size. As the sizing of individual garments does vary, this chart should be used as a guide only.

	 8	10	12	14	16	18
	 6	8	10	12	14	16
	 36	38	40	42	44	46
Bust	82-86cm/ 33-34"	86-90cm/ 34-36"	90-94cm/ 36-37"	94-98cm/ 37-38"	98-102cm/ 38-40"	102-106cm /40-42"
Waist	64-68cm/ 25-27"	68-72cm/ 27-28"	72-76cm/ 28-30"	76-80cm/ 30-31"	80-84cm/ 31-33"	84-88cm/ 33-35"
Hip	90-94cm/ 35-37"	94-98cm/ 37-38"	98-102cm/ 38-40"	102-106cm /40-42"	106-110cm /42-43"	110-114cm /43-45"
Inside leg	79cm/ 31"	80cm/ 31.5"	81cm/ 32"	83cm/ 32.5"	84cm/ 33"	84cm/ 33"
Inside leg short	74cm/ 29"	75cm/ 29.5"	76cm/ 30"	77cm/ 30.5"	79cm/ 31"	79cm/ 31"

